

A horizontal decorative bar consisting of a teal segment on the left and an orange segment on the right.

Pragmatic Product Leader Course

Become a Product Manager with Superpowers

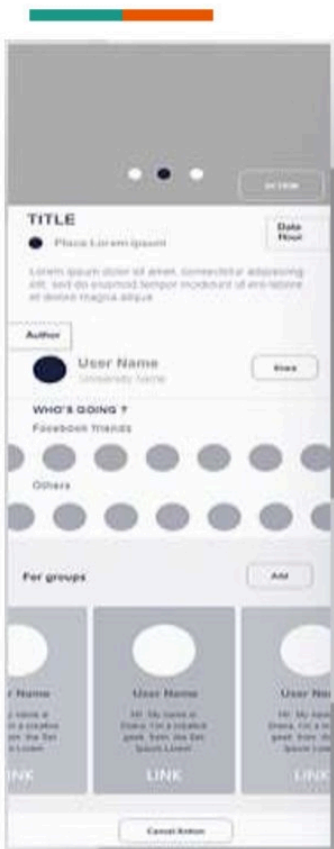




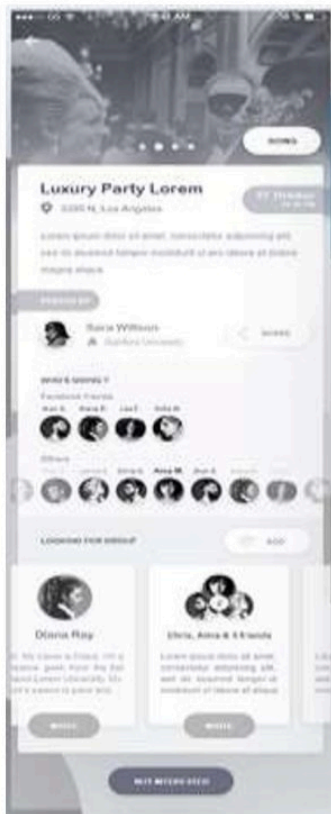
Lesson 10C Wireframes, Mockups, Prototypes



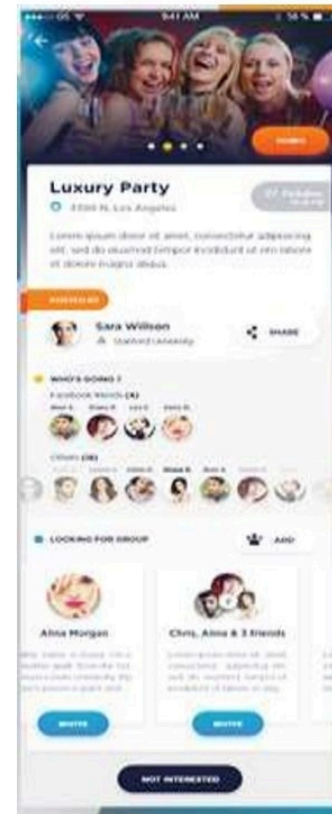
Wireframe vs Mockup vs Prototype - Example



Wireframe



Mockup



Prototype

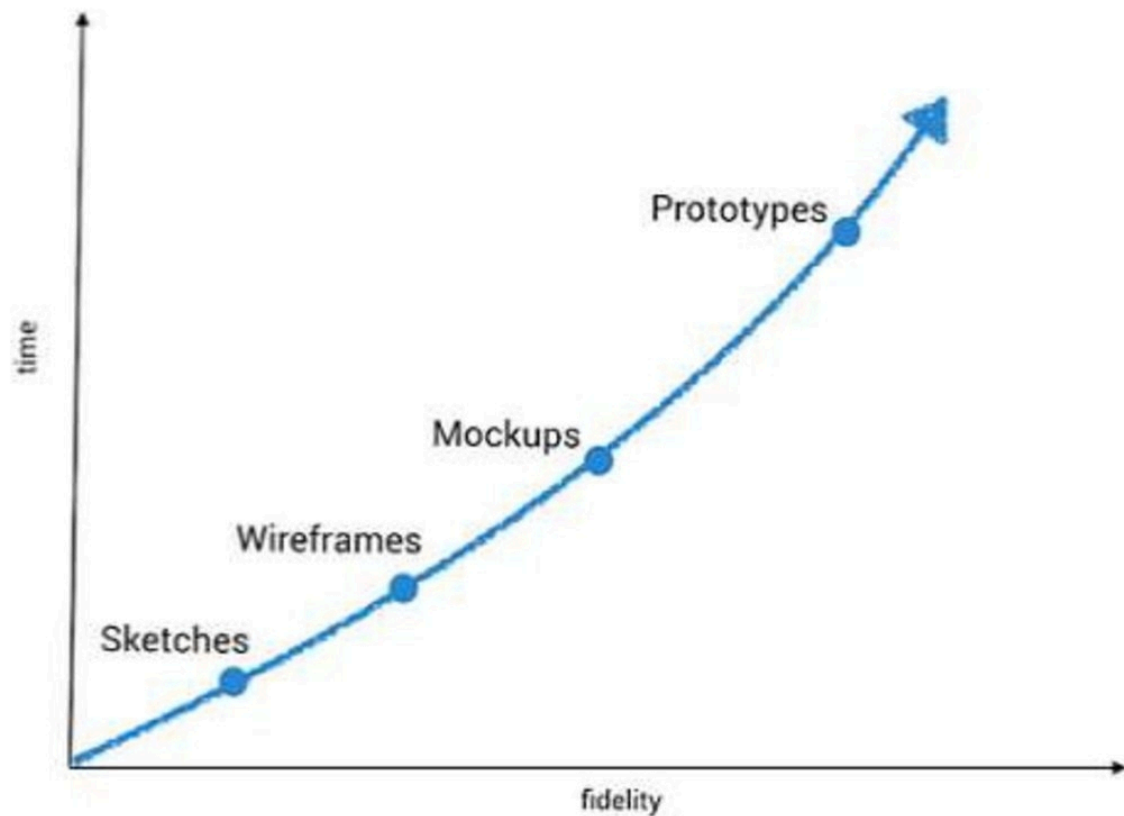


Wireframe vs Mockup vs Prototype

	Wireframe	Mockup	Prototype
Information Communicated	Outline structures and placeholder for the components of the digital page	Displays more details in the form of statically present content and functionality	The prototype depicts the processes and user flow, and contains most of the details envisioned for the product
Degree of Information	Low-fidelity graphic representation	Medium to high fidelity design diagram	High fidelity representation of the final product
Function	Wireframe serves as a communication tool for various teams to understand the product better	The mockup can be used to present your product idea to investors to give them a glimpse of the actual product and lock in early investment	The prototype can be used to collect feedback and test your product
Cost To Make	Low cost to make	Medium to high cost to make	High cost to make



Wireframe vs Mockup vs Prototype - Graph





To conclude

A short horizontal bar with a teal segment on the left and an orange segment on the right, positioned above the main text.

Thank you.

